

13 September 2024

Consumer Cyclical | Retailing

เบอร์ลี่ ยุคเกอร์ (BJC TB)

“ซื้อ” (คงคำแนะนำ)

ผลกระทบไม่มีนัยสำคัญจากแผนปิดสาขาไฮเปอร์มาร์เก็ต

- **คงคำแนะนำ “ซื้อ”** ด้วยราคาเป้าหมาย 31 บาท (upside 31%) และอัตราผลตอบแทนเงินปันผลราว 3% การปิดสาขาไฮเปอร์มาร์เก็ตของ Big C สองแห่งในเดือนนี้ และการย้ายสาขาใน 4Q67 จะมีผลกระทบจำกัดมาก (<0.5%) ต่อรายได้ทั้งปีของ BJC เราคาดว่ากำไรปกติของ BJC ในช่วง 2H67 จะสูงกว่า 1H67 จากโมเมนตัม SSSG ที่คาดว่าจะดีขึ้นในเดือน ก.ย. และคาดผลประกอบการ 4Q67 จะเป็นไตรมาสแข็งแกร่งที่สุด ขณะที่ราคาหุ้นยังคงน่าสนใจในเชิงการประเมินมูลค่า
- **การปิดและย้ายสาขาไฮเปอร์มาร์เก็ต** อ้างอิงรายงานข่าว ธุรกิจค้าปลีกสมัยใหม่ของ BJC (Big C Supercenter) ได้ตัดสินใจไม่ต่อสัญญาเช่าระยะยาวสำหรับไฮเปอร์มาร์เก็ตสองแห่งในกรุงเทพฯ (สาขาภิบาล 3 สาขา 2 และรังสิต 2) โดยสาขาทั้งสองแห่งจะเปิดให้บริการจนถึงวันที่ 15 ก.ย. และ 30 ก.ย. โดย Big C ยังเตรียมย้ายที่ตั้งไฮเปอร์มาร์เก็ตสาขาบางกอกใหญ่ โดยจะเปิดให้บริการจนถึงวันที่ 31 ต.ค. 2567 ก่อนย้ายไปยังพื้นที่ใหม่ริมแม่น้ำที่ BJC เป็นเจ้าของในปี 2568
- **ผลกระทบไม่มีนัยสำคัญ** ใน 2Q67 Big C คิดเป็นสัดส่วน สองในสาม ของรายได้รวมและ 45% ของกำไรสุทธิ BJC โดยมีสาขาไฮเปอร์มาร์เก็ต 158 แห่งทั่วประเทศ เนื่องจากไฮเปอร์มาร์เก็ตทั้งสามสาขาข้างต้น มีสัดส่วนรวมกันราว 0.7% ของยอดขาย Big C เดิมปี เราจึงประเมินผลกระทบที่จำกัดเพียง 0.1% และ <0.5% ของรายได้รวมของ BJC ในปี 2567 และตั้งแต่ปี 2568 เป็นต้นไป นอกจากนี้ เรายังมองว่ายังมีปัจจัยที่ช่วยชดเชยผลกระทบดังกล่าว ได้แก่ (1) Big C ยังมีสาขาไฮเปอร์มาร์เก็ตในพื้นที่ใกล้เคียงกับสาขาที่ปิดไป ซึ่งจะหนุนทราฟฟิกและชดเชยยอดขายที่หายไปในระยะเวลายันใกล้ และ (2) Big C ยังคงมีแผนเปิดไฮเปอร์มาร์เก็ตใหม่ 1 สาขา และปรับปรุงสาขาขนาดใหญ่ที่ยังดำเนินการอยู่ 18 แห่งในปีนี้ และจะเปิดไฮเปอร์มาร์เก็ตเพิ่มอีก 3 สาขาในปี 2568
- **แนวโน้มการดำเนินงานดีขึ้น** เราคาดว่ากลุ่มสินค้าอาหารสดและสินค้าไพรเวทแบรนด์ที่มีมาร์จิ้นสูง จะหนุนให้ Big C มี SSSG เติบโตขึ้นมาเป็นระดับคงที่ YoY ใน 3Q67 QTD (2Q67: -1.9%) โดยคาด SSSG กลุ่มอาหารสดขยายตัวแข็งแกร่งราว 7% YoY จึงคาดว่าโมเมนตัมยอดขายเดือน ก.ย. จะดีขึ้นจากเดือนก่อนหน้า ส่วนธุรกิจการผลิตของ BJC คาดได้รับประโยชน์จากลูกค้าใหม่ในธุรกิจบรรจุภัณฑ์ การเปิดตัวผลิตภัณฑ์ใหม่ในกลุ่มสินค้าอุปโภคบริโภค รวมถึงต้นทุนวัตถุดิบและสาธารณูปโภคที่ควบคุมได้ดี เราคาดว่า BJC จะมีกำไรปกติ 2H67 สูงกว่า 1H67 และคาดว่ากำไรปกติ 3Q67 ขยายตัว YoY (แต่ลดลง QoQ ตามปัจจัยฤดูกาล) ก่อนเข้าสู่ไตรมาสที่แข็งแกร่งที่สุดใน 4Q67
- **คงประมาณการ** ค่ากำไรปกติ BJC ปี 2567 หดตัวเล็กน้อย 2% YoY เป็น 4.60 พันล้านบาท (2566: -5%) เนื่องจากค่าใช้จ่ายทางการเงินที่สูงขึ้น แต่คาดว่า EBIT ทั้งปียังคงเติบโตได้ 10% YoY ปัจจัยขับเคลื่อนผลการดำเนินงาน ได้แก่ (1) ค่ายอดขายรวมขยายตัว 3% และ SSSG +1% สำหรับธุรกิจ Big C (2) รายได้อื่นเพิ่มขึ้น 5% จากการดำเนินงานพื้นที่เช่าของ Big C ที่คาดว่าจะดีขึ้น (3) GPM ขยายตัว +0.2ppts และอัตรา SG&A/sales ลดลงเล็กน้อย (-0.1ppts)
- **การประเมินมูลค่า** เรากำหนด ESG discount 4% กับราคาตั้งต้นของ BJC จึงได้ราคาเป้าหมายคงเดิมอิงวิธี DCF ที่ 31 บาท ราคาหุ้น BJC ซื้อขายที่ 21x P/E ปี 2567 (-1SD จากค่าเฉลี่ยการซื้อขายย้อนหลัง 5 ปี)

Forecasts and Valuation	Dec-22	Dec-23	Dec-24F	Dec-25F	Dec-26F
Total turnover (THBm)	150,338	154,672	158,911	164,398	169,962
Recurring net profit (THBm)	4,969	4,710	4,601	5,296	6,233
Recurring net profit growth	45.0	(5.2)	(2.3)	15.1	17.7
Recurring P/E (x)	19.03	20.08	20.56	17.86	15.17
P/B (x)	0.8	0.8	0.8	0.8	0.7
P/CF (x)	6.82	5.09	4.77	6.53	6.01
Dividend Yield (%)	3.4	3.4	2.9	3.4	4.0
EV/EBITDA (x)	9.88	9.62	9.39	8.83	8.21
Return on average equity (%)	4.3	4.0	3.8	4.3	4.9
Net debt to equity (%)	116.9	114.7	120.2	114.9	107.9

Source: Company data, RHB

Target Price (Return):	THB31 (31.4%)
Price (Market Cap):	THB23.60 (USD2,807m)
ESG score:	3.0 (out of 4)
Avg Daily Turnover (THB/USD)	188m/5.33m

Analyst

Vacharut Vacharawongsith
+66 2088 9736
vacharut.va@rhbgroup.com



Share Performance (%)

	YTD	1m	3m	6m	12m
Absolute	(5.6)	18.0	14.6	(5.6)	(29.0)
Relative	(6.0)	8.4	6.6	(8.6)	(21.0)
52-wk Price low/high (THB)	19.20 – 32.75				

Berli Jucker (BJC TB)



Source: Bloomberg

Overall ESG Score: 3.0 (out of 4)

E: ดี

BJC นำระบบเศรษฐกิจหมุนเวียน ความคิดริเริ่มใหม่ และการลงทุนด้านทรัพยากรใน R&D เพื่อที่จะสนับสนุนการบริโภคที่ยั่งยืนและการผลิตบรรจุภัณฑ์และของเสีย เช่นการนำบรรจุภัณฑ์ธรรมชาติมาใช้ในแพคเกจจิ้งของ Big C BJC นั้นล้าหน้าในการออกแบบผลิตภัณฑ์ (รวมถึงขวดแก้ว กระป๋องอลูมิเนียม และถุงสำหรับของกินเล่น) เพื่อให้เป็นมิตรกับธรรมชาติและลดการใช้ทรัพยากรธรรมชาติในการผลิต

S: ดีเยี่ยม

BJC มุ่งเน้นไปยังการดึงดูดและรักษาความสามารถของพนักงาน และสนับสนุนการพัฒนาเส้นทางอาชีพและสวัสดิการต่าง ๆ BJC ต้องการเสริมพลังให้กับพนักงาน - สนับสนุนความหลากหลาย ความเท่าเทียมกัน และการปฏิบัติตามมาตรฐานสิทธิมนุษยชน บริษัทช่วยเหลือชุมชนท้องถิ่นโดยการทำงานร่วมกันในสังคม BJC ยังเสนอแผนการศึกษาหลากหลายรูปแบบ ช่วยโครงการรัฐบาลต่างๆที่มุ่งเน้นการลดความไม่เท่าเทียมกันทางเศรษฐกิจ นอกจากนี้ BJC ยังประสานกับชุมชนต่างๆในการให้ความรู้เยาวชนเกี่ยวกับการนำกลับมาใช้ใหม่และการแยกขยะ บริษัทได้สร้างความสามารถในการแข่งขันของพันธมิตรห่วงโซ่อุปทาน เพื่อการเติบโตอย่างมีนัยสำคัญ

G: ดีเยี่ยม

BJC มุ่งมั่นรักษาบรรษัทภิบาลและการทำธุรกิจอย่างซื่อสัตย์ ความโปร่งใสและความรับผิดชอบต่อผู้มีส่วนได้ส่วนเสีย BJC ปฏิบัติต่อผู้ถือหุ้นด้วยความเท่าเทียมและปกป้องผลประโยชน์ของพวกเขาโดยการจัดการกิจกรรมที่ก่อให้เกิดความมีส่วนร่วมต่างๆ นอกจากนี้บริษัทยังเปิดเผยข้อมูลที่ถูกต้องตามความเป็นจริงตามเวลาที่กำหนดผ่านทางช่องทางต่างๆ

Financial Exhibits

Asia	Financial summary (THB)	Dec-22	Dec-23	Dec-24F	Dec-25F	Dec-26F
Thailand	Recurring EPS	1.24	1.18	1.15	1.32	1.56
Consumer Cyclical	DPS	0.80	0.80	0.69	0.79	0.93
Berli Jucker	BVPS	29.49	29.90	30.46	31.06	31.78
BJCTB	Return on average equity (%)	4.3	4.0	3.8	4.3	4.9
Buy						
	Valuation metrics	Dec-22	Dec-23	Dec-24F	Dec-25F	Dec-26F
Valuation basis	Recurring P/E (x)	19.03	20.08	20.56	17.86	15.17
DCF	P/B (x)	0.8	0.8	0.8	0.8	0.7
	FCF Yield (%)	6.7	8.8	11.4	6.8	9.2
	Dividend Yield (%)	3.4	3.4	2.9	3.4	4.0
Key drivers	EV/EBITDA (x)	9.88	9.62	9.39	8.83	8.21
i. Overseas business expansion;	EV/EBIT (x)	18.01	17.15	16.42	15.25	13.97
ii. Production capacity increases;						
iii. Winning new customers for its packaging business;						
iv. Opening of new Big C stores;						
v. Consumers stockpiling necessities.						
	Income statement (THBm)	Dec-22	Dec-23	Dec-24F	Dec-25F	Dec-26F
Key risks	Total turnover	150,338	154,672	158,911	164,398	169,962
i. Domestic consumption remains weak;	Gross profit	27,631	30,043	31,229	32,471	33,805
ii. Raw material price volatility;	EBITDA	19,957	20,451	21,982	23,179	24,458
iii. Intense competition in the hypermarket segments, which may squeeze profit margins;	Depreciation and amortisation	(9,009)	(8,984)	(9,406)	(9,765)	(10,079)
iv. Uncertainties on events like natural disasters and political unrest.	Operating profit	10,948	11,467	12,576	13,414	14,379
	Net interest	(4,752)	(5,338)	(5,650)	(5,545)	(5,348)
	Pre-tax profit	6,236	6,214	6,926	7,869	9,031
	Taxation	(435)	(503)	(1,593)	(1,731)	(1,806)
	Reported net profit	5,010	4,795	4,601	5,296	6,233
	Recurring net profit	4,969	4,710	4,601	5,296	6,233
	Cash flow (THBm)	Dec-22	Dec-23	Dec-24F	Dec-25F	Dec-26F
Company Profile	Change in working capital	(1,387)	1,543	5,164	(585)	(581)
Berli Jucker is a Thai consumer products conglomerate.	Cash flow from operations	13,859	18,586	19,844	14,475	15,732
It operates four business lines:	Capex	(7,559)	(10,305)	(9,100)	(8,000)	(7,000)
i. Packaging products (glass bottles and aluminium cans);	Cash flow from investing activities	(7,634)	(10,464)	(9,214)	(8,120)	(7,126)
ii. Consumer products (tissue paper, snacks, and personal products);	Dividends paid	(2,645)	(3,206)	(3,433)	(2,886)	(3,346)
iii. Technical & healthcare products;	Cash flow from financing activities	(6,467)	(7,428)	(10,709)	(7,216)	(8,679)
iv. Modern retailers.	Cash at beginning of period	4,403	4,162	4,857	4,777	3,916
The company also has a presence in Cambodia, Laos, Myanmar, and especially in Vietnam.	Net change in cash	(241)	695	(79)	(861)	(73)
	Ending balance cash	4,162	4,857	4,777	3,916	3,843
	Balance sheet (THBm)	Dec-22	Dec-23	Dec-24F	Dec-25F	Dec-26F
	Total cash and equivalents	4,162	4,857	4,777	3,916	3,843
	Tangible fixed assets	76,400	79,541	81,747	82,015	80,972
	Total investments	48,435	48,563	46,626	44,646	42,666
	Total assets	336,045	338,970	332,850	331,550	329,898
	Short-term debt	27,039	35,735	83,000	88,200	97,300
	Total long-term debt	122,268	113,517	75,000	65,000	50,000
	Total liabilities	211,896	213,074	205,374	201,599	196,956
	Total equity	124,149	125,896	127,475	129,951	132,942
	Total liabilities & equity	336,045	338,970	332,850	331,550	329,898
	Key metrics	Dec-22	Dec-23	Dec-24F	Dec-25F	Dec-26F
	Revenue growth (%)	8.6	2.9	2.7	3.5	3.4
	Recurrent EPS growth (%)	45.0	(5.2)	(2.3)	15.1	17.7
	Gross margin (%)	18.4	19.4	19.7	19.8	19.9
	Operating EBITDA margin (%)	13.3	13.2	13.8	14.1	14.4
	Net profit margin (%)	3.3	3.1	2.9	3.2	3.7
	Dividend payout ratio (%)	64.0	66.9	60.0	60.0	60.0
	Capex/sales (%)	5.0	6.7	5.7	4.9	4.1
	Interest cover (x)	2.30	2.15	2.23	2.42	2.69

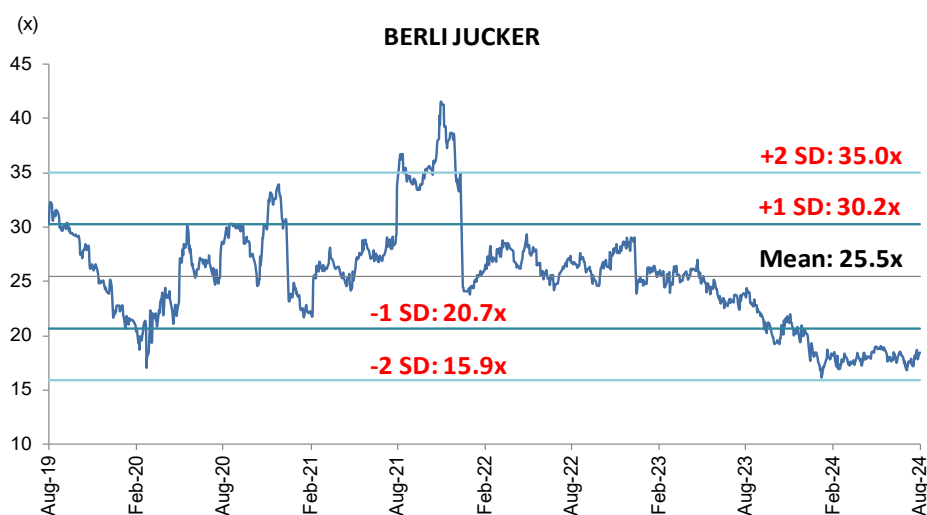
Source: Company data, RHB

Figure 1: BJC's DCF valuation

THBm	2024F	2025F	2026F	2027F	2028F	2029F	2030F	2031F	2032F	2033F
EBIT	12,576	13,414	14,379	15,413	16,222	17,020	17,857	18,505	19,098	19,711
EBIT (1-t)	10,689	10,731	11,503	12,330	12,978	13,616	14,286	14,804	15,279	15,769
Depreciation & amortisation	9,406	9,765	10,079	10,366	10,680	11,033	11,488	11,942	12,420	12,914
Change in net working capital	5,330	(6,951)	5	19	9	(23)	18	65	2	49
Capex	(9,100)	(8,000)	(7,000)	(6,400)	(7,000)	(7,500)	(8,800)	(8,800)	(9,100)	(9,300)
Net free cash flow to firm	16,326	5,545	14,587	16,315	16,667	17,126	16,991	18,011	18,600	19,432
Terminal value										361,224
PV	15,471	4,891	11,976	12,468	11,856	11,339	10,471	10,332	9,932	189,185
Terminal growth	2.0%									
WACC	7.4%									
Total discounted firm value	287,921									
Less: Net debt	153,223									
Less: Minority interest	5,276									
Equity value	129,422									
Number of shares (m)	4,008									
Intrinsic value (THB/share)	32.25									
ESG premium/(discount)	(4%)									
TP (THB/share)	31									

Source: RHB

Figure 2: BJC's P/E and SD levels



Source: Bloomberg, RHB

Emissions And ESG

Trend analysis

In 2022, BJC planted 9,140 trees, reduced Scope 1 and Scope 2 greenhouse gas (GHG) emissions intensity 4% and 5-10% YoY, increased the total renewable energy consumption by 10% YoY, lowered disposed waste by 30% YoY, lowered total weight of plastic packaging consumption by 2% YoY, and raised the usage of recyclable plastic packaging to 75% (2021: 65%). In 2Q23, BJC carried out 10 environment-related activities, which helped to reduce CO2 emissions by 54 tonnes/year.

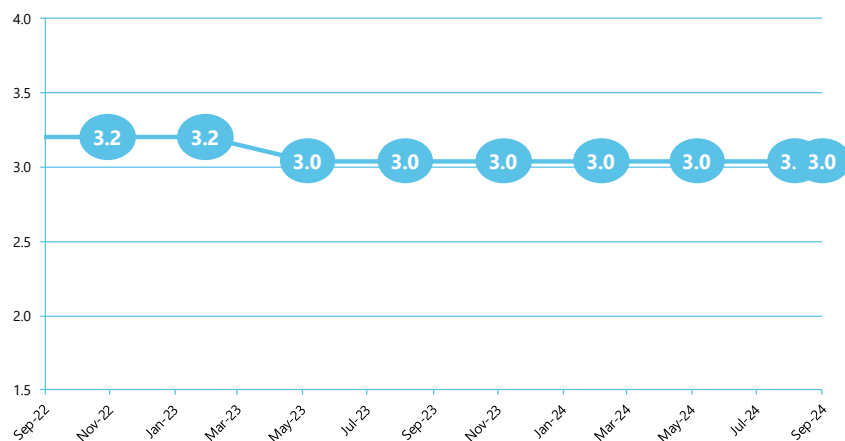
Emissions (tCO2e)	Dec-21	Dec-22	Dec-23
Scope 1	620,972	660,390	622,571
Scope 2	616,038	582,715	581,703
Scope 3	291,621	6,836,591	7,734,745
Total emissions	1,528,631	8,079,696	8,939,019

Source: Company data, RHB

Latest ESG-Related Developments

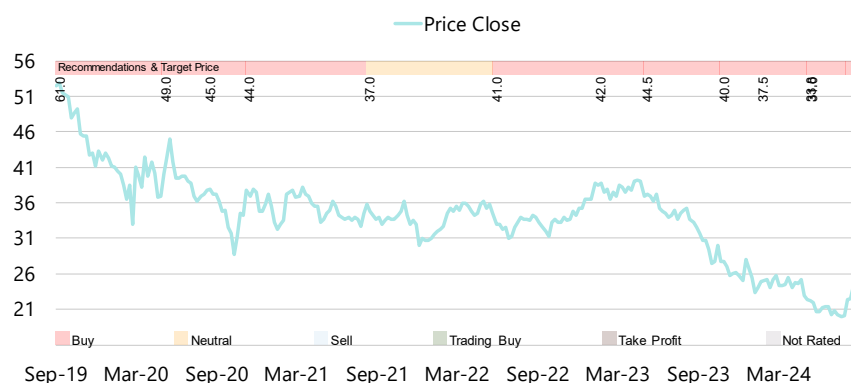
- In 2022, following BJC's 140 years of operations celebration, it established the 1 + 5 strategy – a new BJC Sustainable Environmental Goals project beyond the industry norm, to be achieved before its 150-year anniversary. The project outlines BJC's strategy to reduce GHG emissions intensity from all its operations over the next 10 years. This enables BJC to contribute to the corporate-wide target to achieve net zero by 2050.
- The strategy comprises one build (to plant 150,000 more trees) and five curbs including to: i) Reduce Scope 1 & 2 emissions by 15% and 10%; ii) reduce 15% of non-renewable energy per revenue from the base year 2021; iii) reduce 15% of water consumption per revenue from the base year 2021; iv) reduce 15% of food waste per revenue from the base year 2021, and v) reduce 15% of packaging volume from the 2021 base year.

ESG Rating History



Source: RHB

Recommendation Chart



Source: RHB, Bloomberg

Date	Recommendation	Target Price	Price
2024-08-20	Buy	31.0	20.6
2024-05-24	Buy	33.8	22.3
2024-03-25	Buy	37.5	24.2
2024-03-12	Buy	37.5	25.0
2024-02-05	Buy	37.5	24.5
2023-11-09	Buy	40.0	27.0
2023-08-10	Buy	44.5	34.0
2023-05-18	Buy	44.5	37.0
2023-02-23	Buy	42.0	38.0
2023-02-01	Buy	42.0	38.0
2022-11-10	Buy	41.0	32.0
2022-10-12	Buy	41.0	31.3
2022-08-23	Buy	41.0	33.5
2022-06-09	Buy	41.0	34.5
2021-11-11	Neutral	37.0	34.8

Source: RHB, Bloomberg

RHB Guide to Investment Ratings

Buy:	Share price may exceed 10% over the next 12 months
Trading Buy:	Share price may exceed 15% over the next 3 months, however longer-term outlook remains uncertain
Neutral:	Share price may fall within the range of +/- 10% over the next 12 months
Take Profit:	Target price has been attained. Look to accumulate at lower levels
Sell:	Share price may fall by more than 10% over the next 12 months
Not Rated:	Stock is not within regular research coverage

Investment Research Disclaimers

RHB has issued this report for information purposes only. This report is intended for circulation amongst RHB and its affiliates' clients generally or such persons as may be deemed eligible by RHB to receive this report and does not have regard to the specific investment objectives, financial situation and the particular needs of any specific person who may receive this report. This report is not intended, and should not under any circumstances be construed as, an offer or a solicitation of an offer to buy or sell the securities referred to herein or any related financial instruments.

This report may further consist of, whether in whole or in part, summaries, research, compilations, extracts or analysis that has been prepared by RHB's strategic, joint venture and/or business partners. No representation or warranty (express or implied) is given as to the accuracy or completeness of such information and accordingly investors should make their own informed decisions before relying on the same.

This report is not directed to, or intended for distribution to or use by, any person or entity who is a citizen or resident of or located in any locality, state, country or other jurisdiction where such distribution, publication, availability or use would be contrary to the applicable laws or regulations. By accepting this report, the recipient hereof (i) represents and warrants that it is lawfully able to receive this document under the laws and regulations of the jurisdiction in which it is located or other applicable laws and (ii) acknowledges and agrees to be bound by the limitations contained herein. Any failure to comply with these limitations may constitute a violation of applicable laws.

All the information contained herein is based upon publicly available information and has been obtained from sources that RHB believes to be reliable and correct at the time of issue of this report. However, such sources have not been independently verified by RHB and/or its affiliates and this report does not purport to contain all information that a prospective investor may require. The opinions expressed herein are RHB's present opinions only and are subject to change without prior notice. RHB is not under any obligation to update or keep current the information and opinions expressed herein or to provide the recipient with access to any additional information. Consequently, RHB does not guarantee, represent or warrant, expressly or impliedly, as to the adequacy, accuracy, reliability, fairness or completeness of the information and opinion contained in this report. Neither RHB (including its officers, directors, associates, connected parties, and/or employees) nor does any of its agents accept any liability for any direct, indirect or consequential losses, loss of profits and/or damages that may arise from the use or reliance of this research report and/or further communications given in relation to this report. Any such responsibility or liability is hereby expressly disclaimed.

Whilst every effort is made to ensure that statement of facts made in this report are accurate, all estimates, projections, forecasts, expressions of opinion and other subjective judgments contained in this report are based on assumptions considered to be reasonable and must not be construed as a representation that the matters referred to therein will occur. Different assumptions by RHB or any other source may yield substantially different results and recommendations contained on one type of research product may differ from recommendations contained in other types of research. The performance of currencies may affect the value of, or income from, the securities or any other financial instruments referenced in this report. Holders of depositary receipts backed by the securities discussed in this report assume currency risk. Past performance is not a guide to future performance. Income from investments may fluctuate. The price or value of the investments to which this report relates, either directly or indirectly, may fall or rise against the interest of investors.

This report may contain comments, estimates, projections, forecasts and expressions of opinion relating to macroeconomic research published by RHB economists of which should not be considered as investment ratings/advice and/or a recommendation by such economists on any securities discussed in this report.

This report does not purport to be comprehensive or to contain all the information that a prospective investor may need in order to make an investment decision. The recipient of this report is making its own independent assessment and decisions regarding any securities or financial instruments referenced herein. Any investment discussed or recommended in this report may be unsuitable for an investor depending on the investor's specific investment objectives and financial position. The material in this report is general information intended for recipients who understand the risks of investing in financial instruments. This report does not take into account whether an investment or course of action and any associated risks are suitable for the recipient. Any recommendations contained in this report must therefore not be relied upon as investment advice based on the recipient's personal circumstances. Investors should make their own independent evaluation of the information contained herein, consider their own investment objective, financial situation and particular needs and seek their own financial, business, legal, tax and other advice regarding the appropriateness of investing in any securities or the investment strategies discussed or recommended in this report.

This report may contain forward-looking statements which are often but not always identified by the use of words such as "believe", "estimate", "intend" and "expect" and statements that an event or result "may", "will" or "might" occur or be achieved and other similar expressions. Such forward-looking statements are based on assumptions made and information currently available to RHB and are subject to known and unknown risks, uncertainties and other factors which may cause the actual results, performance or achievement to be materially different from any future results, performance or achievement, expressed or implied by such forward-looking statements. Caution should be taken with respect to such statements and recipients of this report should not place undue reliance on any such forward-looking statements. RHB expressly disclaims any obligation to update or revise any forward-looking statements, whether as a result of new information, future events or circumstances after the date of this publication or to reflect the occurrence of unanticipated events.

The use of any website to access this report electronically is done at the recipient's own risk, and it is the recipient's sole responsibility to take precautions to ensure that it is free from viruses or other items of a destructive nature. This report may also provide the addresses of, or contain hyperlinks to, websites. RHB takes no responsibility for the content contained therein. Such addresses or hyperlinks (including addresses or hyperlinks to RHB own website material) are provided solely for the recipient's convenience. The information and the content of the linked site do not in any way form part of this report. Accessing such website or following such link through the report or RHB website shall be at the recipient's own risk.

This report may contain information obtained from third parties. Third party content providers do not guarantee the accuracy, completeness, timeliness or availability of any information and are not responsible for any errors or omissions (negligent or otherwise), regardless of the cause, or for the results obtained from the use of such content. Third party content providers give no express or implied warranties, including, but not limited to, any warranties of merchantability or fitness for a particular purpose or use. Third party content providers shall not be liable for any direct, indirect, incidental, exemplary, compensatory, punitive, special or consequential damages, costs, expenses, legal fees, or losses (including lost income or profits and opportunity costs) in connection with any use of their content.

The research analysts responsible for the production of this report hereby certifies that the views expressed herein accurately and exclusively reflect his or her personal views and opinions about any and all of the issuers or securities analysed in this report and were prepared independently and autonomously. The research analysts that authored this report are precluded by RHB in all circumstances from trading in the securities or other financial instruments referenced in the report, or from having an interest in the company(ies) that they cover.

The contents of this report is strictly confidential and may not be copied, reproduced, published, distributed, transmitted or passed, in whole or in part, to any other person without the prior express written consent of RHB and/or its affiliates. This report has been delivered to RHB and its affiliates' clients for information purposes only and upon the express understanding that such parties will use it only for the purposes set forth above. By electing to view or accepting a copy of this report, the recipients have agreed that they will not print, copy, videotape, record, hyperlink, download, or otherwise attempt to reproduce or re-transmit (in any form including hard copy or electronic distribution format) the contents of this report. RHB and/or its affiliates accepts no liability whatsoever for the actions of third parties in this respect.

The contents of this report are subject to copyright. Please refer to Restrictions on Distribution below for information regarding the distributors of this report. Recipients must not reproduce or disseminate any content or findings of this report without the express permission of RHB and the distributors.

The securities mentioned in this publication may not be eligible for sale in some states or countries or certain categories of investors. The recipient of this report should have regard to the laws of the recipient's place of domicile when contemplating transactions in the securities or other financial instruments referred to herein. The securities discussed in this report may not have been registered in such jurisdiction. Without prejudice to the foregoing, the recipient is to note that additional disclaimers, warnings or qualifications may apply based on geographical location of the person or entity receiving this report.

The term "RHB" shall denote, where appropriate, the relevant entity distributing or disseminating the report in the particular jurisdiction referenced below, or, in every other case, RHB Investment Bank Berhad and its affiliates, subsidiaries and related companies.

RESTRICTIONS ON DISTRIBUTION

Malaysia

This report is issued and distributed in Malaysia by RHB Investment Bank Berhad ("RHBIB"). The views and opinions in this report are our own as of the date hereof and is subject to change. If the Financial Services and Markets Act of the United Kingdom or the rules of the Financial Conduct Authority apply to a recipient, our obligations owed to such recipient therein are unaffected. RHBIB has no obligation to update its opinion or the information in this report.

Thailand

This report is issued and distributed in the Kingdom of Thailand by RHB Securities (Thailand) PCL, a licensed securities company that is authorised by the Ministry of Finance, regulated by the Securities and Exchange Commission of Thailand and is a member of the

Stock Exchange of Thailand. The Thai Institute of Directors Association has disclosed the Corporate Governance Report of Thai Listed Companies made pursuant to the policy of the Securities and Exchange Commission of Thailand. RHB Securities (Thailand) PCL does not endorse, confirm nor certify the result of the Corporate Governance Report of Thai Listed Companies.

Indonesia

This report is issued and distributed in Indonesia by PT RHB Sekuritas Indonesia. This research does not constitute an offering document and it should not be construed as an offer of securities in Indonesia. Any securities offered or sold, directly or indirectly, in Indonesia or to any Indonesian citizen or corporation (wherever located) or to any Indonesian resident in a manner which constitutes a public offering under Indonesian laws and regulations must comply with the prevailing Indonesian laws and regulations.

Singapore

This report is issued and distributed in Singapore by RHB Bank Berhad (through its Singapore branch) which is an exempt capital markets services entity and an exempt financial adviser regulated by the Monetary Authority of Singapore. RHB Bank Berhad (through its Singapore branch) may distribute reports produced by its respective foreign entities, affiliates or other foreign research houses pursuant to an arrangement under Regulation 32C of the Financial Advisers Regulations. Where the report is distributed in Singapore to a person who is not an Accredited Investor, Expert Investor or an Institutional Investor, RHB Bank Berhad (through its Singapore branch) accepts legal responsibility for the contents of the report to such persons only to the extent required by law. Singapore recipients should contact RHB Bank Berhad (through its Singapore branch) in respect of any matter arising from or in connection with the report.

United States

This report was prepared by RHB is meant for distribution solely and directly to "major" U.S. institutional investors as defined under, and pursuant to, the requirements of Rule 15a-6 under the U.S. Securities and Exchange Act of 1934, as amended (the "Exchange Act") via a registered U.S. broker-dealer as appointed by RHB from time to time. Accordingly, any access to this report via Bursa Marketplace or any other Electronic Services Provider is not intended for any party other than "major" US institutional investors (via a registered U.S. broker-dealer), nor shall be deemed as solicitation by RHB in any manner. RHB is not registered as a broker-dealer in the United States and currently has not appointed a U.S. broker-dealer. Additionally, RHB does not offer brokerage services to U.S. persons. Any order for the purchase or sale of all securities discussed herein must be placed with and through a registered U.S. broker-dealer as appointed by RHB from time to time as required by the Exchange Act Rule 15a-6. For avoidance of doubt, RHB reiterates that it has not appointed any U.S. broker-dealer during the issuance of this report. This report is confidential and not intended for distribution to, or use by, persons other than the recipient and its employees, agents and advisors, as applicable. Additionally, where research is distributed via Electronic Service Provider, the analysts whose names appear in this report are not registered or qualified as research analysts in the United States and are not associated persons of any registered U.S. broker-dealer as appointed by RHB from time to time and therefore may not be subject to any applicable restrictions under Financial Industry Regulatory Authority ("FINRA") rules on communications with a subject company, public appearances and personal trading. Investing in any non-U.S. securities or related financial instruments discussed in this research report may present certain risks. The securities of non-U.S. issuers may not be registered with, or be subject to the regulations of, the U.S. Securities and Exchange Commission. Information on non-U.S. securities or related financial instruments may be limited. Foreign companies may not be subject to audit and reporting standards and regulatory requirements comparable to those in the United States. The financial instruments discussed in this report may not be suitable for all investors. Transactions in foreign markets may be subject to regulations that differ from or offer less protection than those in the United States.

DISCLOSURE OF CONFLICTS OF INTEREST

RHB Investment Bank Berhad, its subsidiaries (including its regional offices) and associated companies, ("RHBIB Group") form a diversified financial group, undertaking various investment banking activities which include, amongst others, underwriting, securities trading, market making and corporate finance advisory.

As a result of the same, in the ordinary course of its business, any member of the RHBIB Group, may, from time to time, have business relationships with, hold any positions in the securities and/or capital market products (including but not limited to shares, warrants, and/or derivatives), trade or otherwise effect transactions for its own account or the account of its customers or perform and/or solicit investment, advisory or other services from any of the subject company(ies) covered in this research report.

While the RHBIB Group will ensure that there are sufficient information barriers and internal controls in place where necessary, to prevent/manage any conflicts of interest to ensure the independence of this report, investors should also be aware that such conflict of interest may exist in view of the investment banking activities undertaken by the RHBIB Group as mentioned above and should exercise their own judgement before making any investment decisions.

In Singapore, investment research activities are conducted under RHB Bank Berhad (through its Singapore branch), and the disclaimers above similarly apply.

Malaysia

Save as disclosed in the following link [RHB Research Conflict Disclosures - Sep 2024](#) and to the best of our knowledge, RHBIB hereby declares that:

1. RHBIB does not have a financial interest in the securities or other capital market products of the subject company(ies) covered in this report.
2. RHBIB is not a market maker in the securities or capital market products of the subject company(ies) covered in this report.
3. None of RHBIB's staff or associated person serve as a director or board member* of the subject company(ies) covered in this report
**For the avoidance of doubt, the confirmation is only limited to the staff of research department*
4. RHBIB did not receive compensation for investment banking or corporate finance services from the subject company in the past 12 months.
5. RHBIB did not receive compensation or benefit (including gift and special cost arrangement e.g. company/issuer-sponsored and paid trip) in relation to the production of this report.

Thailand

Save as disclosed in the following link [RHB Research Conflict Disclosures - Sep 2024](#) and to the best of our knowledge, RHB Securities (Thailand) PCL hereby declares that:

1. RHB Securities (Thailand) PCL does not have a financial interest in the securities or other capital market products of the subject company(ies) covered in this report.
2. RHB Securities (Thailand) PCL is not a market maker in the securities or capital market products of the subject company(ies) covered in this report.
3. None of RHB Securities (Thailand) PCL's staff or associated person serve as a director or board member* of the subject company(ies) covered in this report
**For the avoidance of doubt, the confirmation is only limited to the staff of research department*
4. RHB Securities (Thailand) PCL did not receive compensation for investment banking or corporate finance services from the subject company in the past 12 months.
5. RHB Securities (Thailand) PCL did not receive compensation or benefit (including gift and special cost arrangement e.g. company/issuer-sponsored and paid trip) in relation to the production of this report.

Indonesia

Save as disclosed in the following link [RHB Research Conflict Disclosures - Sep 2024](#) and to the best of our knowledge, PT RHB Sekuritas Indonesia hereby declares that:

1. PT RHB Sekuritas Indonesia and its investment analysts, does not have any interest in the securities of the subject company(ies) covered in this report.
For the avoidance of doubt, interest in securities include the following:
 - a) Holding directly or indirectly, individually or jointly own/hold securities or entitled for dividends, interest or proceeds from the sale or exercise of the subject company's securities covered in this report*;
 - b) Being bound by an agreement to purchase securities or has the right to transfer the securities or has the right to pre subscribe the securities*.
 - c) Being bound or required to buy the remaining securities that are not subscribed/placed out pursuant to an Initial Public Offering*.
 - d) Managing or jointly with other parties managing such parties as referred to in (a), (b) or (c) above.
2. PT RHB Sekuritas Indonesia is not a market maker in the securities or capital market products of the subject company(ies) covered in this report.
3. None of PT RHB Sekuritas Indonesia's staff** or associated person serve as a director or board member* of the subject company(ies) covered in this report.
4. PT RHB Sekuritas Indonesia did not receive compensation for investment banking or corporate finance services from the subject company in the past 12 months.
5. PT RHB Sekuritas Indonesia** did not receive compensation or benefit (including gift and special cost arrangement e.g. company/issuer-sponsored and paid trip) in relation to the production of this report:

Notes:

*The overall disclosure is limited to information pertaining to PT RHB Sekuritas Indonesia only.
**The disclosure is limited to Research staff of PT RHB Sekuritas Indonesia only.

Singapore

Save as disclosed in the following link [RHB Research Conflict Disclosures - Sep 2024](#) and to the best of our knowledge, the Singapore Research department of RHB Bank Berhad (through its Singapore branch) hereby declares that:

1. RHB Bank Berhad, its subsidiaries and/or associated companies do not make a market in any issuer covered by the Singapore research analysts in this report.
2. RHB Bank Berhad, its subsidiaries and/or its associated companies and its analysts do not have a financial interest (including a shareholding of 1% or more) in the issuer covered by the Singapore research analysts in this report.
3. RHB Bank Berhad's Singapore research staff or connected persons do not serve on the board or trustee positions of the issuer covered by the Singapore research analysts in this report.
4. RHB Bank Berhad, its subsidiaries and/or its associated companies do not have and have not within the last 12 months had any corporate finance advisory relationship with the issuer covered by the Singapore research analysts in this report or any other relationship that may create a potential conflict of interest.
5. RHB Bank Berhad's Singapore research analysts, or person associated or connected to it do not have any interest in the acquisition or disposal of, the securities, specified securities based derivatives contracts or units in a collective investment scheme covered by the Singapore research analysts in this report.
6. RHB Bank Berhad's Singapore research analysts do not receive any compensation or benefit in connection with the production of this research report or recommendation on the issuer covered by the Singapore research analysts.

Analyst Certification

The analyst(s) who prepared this report, and their associates hereby, certify that:

(1) they do not have any financial interest in the securities or other capital market products of the subject companies mentioned in this report, except for:

Analyst	Company
-	-

(2) no part of his or her compensation was, is or will be directly or indirectly related to the specific recommendations or views expressed in this report.

**KUALA LUMPUR**

RHB Investment Bank Bhd
Level 3A, Tower One, RHB Centre
Jalan Tun Razak
Kuala Lumpur 50400
Malaysia
Tel : +603 2302 8100
Fax : +603 2302 8134

JAKARTA

PT RHB Sekuritas Indonesia
Revenue Tower, 11th Floor, District 8 - SCBD
Jl. Jendral Sudirman Kav 52-53
Jakarta 12190
Indonesia
Tel : +6221 509 39 888
Fax : +6221 509 39 777

BANGKOK

RHB Securities (Thailand) PCL
10th Floor, Sathorn Square Office Tower
98, North Sathorn Road, Silom
Bangrak, Bangkok 10500
Thailand
Tel: +66 2088 9999
Fax :+66 2088 9799

SINGAPORE

RHB Bank Berhad (Singapore branch)
90 Cecil Street
#04-00 RHB Bank Building
Singapore 069531
Fax: +65 6509 0470

SET ESG Ratings 2023

สัญลักษณ์ (Symbol)	Company Name	SET ESG Ratings	สัญลักษณ์ (Symbol)	Company Name	SET ESG Ratings	สัญลักษณ์ (Symbol)	Company Name	SET ESG Ratings
ACE	ABSOLUTE CLEAN ENERGY PCL	AA	ETC	EARTH TECH ENVIRONMENT PCL	AA	PPP	PREMIER PRODUCTS PCL	A
ADVANC	ADVANCED INFO SERVICE PCL	AAA	FPT	FRASERS PROPERTY (THAILAND) PCL	AA	PR9	PRARAM 9 HOSPITAL PCL	AAA
AGE	ASIA GREEN ENERGY PCL	BBB	GFPT	GFPT PCL	BBB	PSH	PRUKSA HOLDING PCL	BBB
AH	AAPICO HITECH PCL	A	GLOBAL	SIAM GLOBAL HOUSE PCL	AA	PSL	PRECIOUS SHIPPING PCL	A
AJ	A.J. PLAST PCL	AAA	GPSC	GLOBAL POWER SYNERGY PCL	AA	PTT	PTT PCL	AAA
AMATA	AMATA CORPORATION PCL	AAA	GULF	GULF ENERGY DEVELOPMENT PCL	AA	PTTEP	PTT EXPLORATION AND PRO	AAA
AMATAV	AMATA VN PCL	AA	GUNKUL	GUNKUL ENGINEERING PCL	AA	PTTGC	PTT GLOBAL CHEMICAL PCL	AAA
AOT	AIRPORTS OF THAILAND PCL	A	HANA	HANA MICROELECTRONICS PCL	AA	QTC	QTC ENERGY PCL	A
AP	AP (THAILAND) PCL	AA	HENG	HENG LEASING AND CAPITAL PCL	A	RATCH	RATCH GROUP PCL	AA
ASW	ASSETWISE PCL	A	HMPRO	HOME PRODUCT CENTER PCL	AA	RBF	R&B FOOD SUPPLY PCL	BBB
AWC	ASSET WORLD CORP PCL	A	HTC	HAAD THIP PCL	AA	RS	RS PCL	AA
BA	BANGKOK AIRWAYS PCL	BBB	ICHI	ICHTAN GROUP PCL	A	S	SINGHA ESTATE PCL	A
BAFS	BANGKOK AVIATION FUEL SERVICE PCL	AA	III	TRIPLE I LOGISTICS PCL	BBB	S&J	S & J INTERNATIONAL ENTER	AA
BAM	BANGKOK COMMERCIAL ASSET M	AA	ILM	INDEX LIVING MALL PCL	BBB	SABINA	SABINA PCL	AAA
BANPU	BANPU PCL	AAA	INTUCH	INTOUCH HOLDINGS PCL	AA	SAK	SAKSJAM LEASING PCL	A
BAY	BANK OF AYUDHYA PCL	AAA	IRC	INOUE RUBBER (THAILAND) PCL	A	SAPPE	SAPPE PCL	BBB
BBGI	BBGI PCL	AA	IRPC	IRPC PCL	AA	SAT	SOMBOON ADVANCE TECH	AA
BBL	BANGKOK BANK PCL	AA	ITEL	INTERLINK TELECOM PCL	A	SAWAD	SRISAWAD CORPORATION P	BBB
BCH	BANGKOK CHAIN HOSPITAL PCL	AA	IVL	INDORAMA VENTURES PCL	AA	SC	SC ASSET CORPORATION P	AA
BCP	BANGCHAK CORPORATION PCL	AAA	JTS	JASMINE TECHNOLOGY SOLUTION PCL	BBB	SCB	SCB X PCL	AA
BCPG	BCPG PCL	AA	KBANK	KASIKORN BANK PCL	AAA	SCC	THE SIAM CEMENT PCL	AAA
BDM5	BANGKOK DUSIT MEDICAL SERVICE PCL	AA	KEX	KERRY EXPRESS (THAILAND) PCL	BBB	SCCC	SIAM CITY CEMENT PCL	AA
BEM	BANGKOK EXPRESSWAY AND ME	AA	KKP	KIATNAKIN PHATRA BANK PCL	BBB	SCG	SAHACOGEN (CHONBURI) P	A
BGC	BG CONTAINER GLASS PCL	AA	KSL	KHON KAEN SUGAR INDUSTRY PCL	BBB	SCGP	SCG PACKAGING PCL	AAA
BGRM	B GRIMM POWER PCL	AAA	KTB	KRUNG THAI BANK PCL	AAA	SGP	SIAMGAS AND PETROCHEM	AA
BJC	BERLI JUCKER PCL	AA	KTC	KRUNGTHAI CARD PCL	AAA	SHR	S HOTELS AND RESORTS P	A
BKH	BKI HOLDINGS PCL	AAA	LH	LAND AND HOUSES PCL	A	SIRI	SANSIRI PCL	AA
BLA	BANGKOK LIFE ASSURANCE PCL	AA	LHFG	LH FINANCIAL GROUP PCL	BBB	SITHAI	SRI THAI SUPERWARE PCL	A
BPP	BANPU POWER PCL	AAA	MAJOR	MAJOR CINPLEX GROUP PCL	AA	SJWD	SCGJWD LOGISTICS PCL	AA
BRI	BRITANIA PCL	AA	MC	MC GROUP PCL	AA	SMP	SAHAMITR PRESSURE CONT	AA
BTS	BTS GROUP HOLDINGS PCL	AA	M-CHAI	MAHACHAI HOSPITAL PCL	AAA	SNC	SNC FORMER PCL	A
CBG	CARABAO GROUP PCL	A	MEGA	MEGA LIFESCIENCES PCL	A	SNP	S & P SYNDICATE PCL	A
CENTEL	CENTRAL PLAZA HOTEL PCL	A	MFEC	MFEC PCL	AA	SPALI	SUPALAI PCL	AA
CFRESH	SEAFRESH INDUSTRY PCL	A	MINT	MINOR INTERNATIONAL PCL	AA	SPI	SAHA PATHANA INTER-HOL	A
CK	CH. KARNCHANG PCL	A	MSC	METRO SYSTEMS CORPORATION PCL	A	SSSC	SIAM STEEL SERVICE CENTE	BBB
CKP	CK POWER PCL	AAA	MTC	MUANGTHAI CAPITAL PCL	A	STA	SRI TRANG AGRO-INDUSTRY	AAA
COM7	COM7 PCL	A	NER	NORTH EAST RUBBER PCL	A	STEC	SINO-THAI ENGINEERING AN	A
CPALL	CP ALL PCL	AAA	NOBLE	NOBLE DEVELOPMENT PCL	AA	STGT	SRI TRANG GLOVES (THAIL	AAA
CPAXT	CP AXTRA PCL	AAA	NRF	NR INSTANT PRODUCE PCL	A	SUTHA	GOLDEN LIME PCL	A
CPF	CHAROEN POKPHAND FOODS PCL	AAA	NVD	NIRVANA DEVELOPMENT PCL	AA	SYNEX	SYNEX (THAILAND) PCL	A
CPN	CENTRAL PATTANA PCL	AA	NYT	NAMYONG TERMINAL PCL	A	SYNTEC	SYNTEC CONSTRUCTION P	A
CRC	CENTRAL RETAIL CORPORATION P	AAA	OR	PIT OIL AND RETAIL BUSINESS PCL	AAA	TCAP	THANACHART CAPITAL PCL	A
CSC	CROWN SEAL PCL	BBB	ORI	ORIGIN PROPERTY PCL	AA	TFG	THAIFOODS GROUP PCL	A
DEMCO	DEMCO PCL	A	OSP	OSOTSPA PCL	AA	TFMAMA	THAI PRESIDENT FOODS PCL	AAA
DMT	DON MUANG TOLLWAY PCL	A	PAP	PACIFIC PIPE PCL	A	TGH	THAI GROUP HOLDINGS PCL	A
DRT	DIAMOND BUILDING PRODUCTS P	AA	PB	PRESIDENT BAKERY PCL	AA	THANI	RATCHTHANI LEASING PCL	AA
EASTW	EASTERN WATER RESOURCES DE	AA	PCSGH	P.C.S. MACHINE GROUP HOLDING PCL	BBB	THCOM	THAICOM PCL	AAA
EGCO	ELECTRICITY GENERATING PCL	AA	PJW	PANJAWATTANA PLASTIC PCL	A	THP	THANTAWAN INDUSTRY PCL	A
EPG	EASTERN POLYMER GROUP PCL	AA	PLANB	PLAN B MEDIA PCL	AA	THREL	THAIRE LIFE ASSURANCE P	A
ERW	THE ERAWAN GROUP PCL	A	PM	PREMIER MARKETING PCL	A	TISCO	TISCO FINANCIAL GROUP P	AAA

สัญลักษณ์ (Symbol)	Company Name	SET ESG Ratings	สัญลักษณ์ (Symbol)	Company Name	SET ESG Ratings
TKS	T.K.S. TECHNOLOGIES PCL	A	mai		
TMT	TMT STEEL PCL	AA	ADB	APPLIED DB PCL	A
TOA	TOA PAINT (THAILAND) PCL	A	ARROW	ARROW SYNDICATE PCL	BBB
TOG	THAI OPTICAL GROUP PCL	A	COLOR	SALEE COLOUR PCL	A
TOP	THAI OIL PCL	AAA	FPI	FORTUNE PARTS INDUSTRY PCL	AA
TPBI	TPBI PCL	AA	GCAP	G CAPITAL PCL	BBB
TPCS	TPCS PCL	BBB	KUMWEL	KUMWELL CORPORATION PCL	A
TPPP	TPI POLYENE POWER PCL	AA	LIT	LEASE IT PCL	BBB
TPPL	TPI POLYENE PCL	AA	MOONG	MOONG PATTANA INTERNATIONAL PCL	A
TQM	TQM ALPHA PCL	BBB	NDR	N.D. RUBBER PCL	A
TSC	THAI STEEL CABLE PCL	A	PEER	PEER FOR YOU PCL	A
TSTH	TATA STEEL (THAILAND) PCL	A	PHOL	PHOL DHANYA PCL	A
TTA	THORESEN THAI AGENCIES PCL	AA	PPS	PROJECT PLANNING SERVICE PCL	AA
TTB	TMBTHANACHART BANK PCL	AA	SELIC	SELIC CORP PCL	A
TTCL	TTCL PCL	A	SICT	SILICON CRAFT TECHNOLOGY PCL	A
TTW	TTW PCL	AA	THANA	THANASIRI GROUP PCL	BBB
TVO	THAI VEGETABLE OIL PCL	AA	TVDH	TVD HOLDINGS PCL	BBB
TWPC	THAI WAH PCL	A			
UBE	UBON BIO ETHANOL PCL	A			
UPF	UNION PIONEER PCL	BBB			
VGI	VGI PCL	AA			
WACOAL	THAI WACOAL PCL	A			
WHA	WHA CORPORATION PCL	AAA			
WHAUP	WHA UTILITIES AND POWER PCL	AAA			
WICE	WICE LOGISTICS PCL	AA			
ZEN	ZEN CORPORATION GROUP PCL	AA			

Source: www.setsustainability.com



Companies with Excellent CG Scoring by alphabetical order

7UP	AMA	BA	BJC	CIMBT	CV	FLOYD	HENG	JAS	LRH	MTI	PAP	PRINC	SA	SENA	SO	SVT	TIDLOR	TPCS	TVT	WINMED
AAV	AMARIN	BAFS	BJCHI	CIVIL	DCC	FN	HMPRO	JTS	LST	NC	PATO	PRM	SABINA	SENX	SPALI	SYMC	TIPH	TPIPL	TWPC	WINNER
ABM	AMATA	BAM	BKI	CK	DDD	FPI	HPT	KBANK	M	NCH	PB	PRTR	SAK	SFP2	SPC	SYNEX	TISCO	TPIPP	UAC	XPG
ACE	AMATAV	BANPU	BLA	CKP	DELTA	FPT	HTC	KCC	MAJOR	NCL	PCSGH	PSH	SAMART	SFT	SPCG	SYNTEC	TK	TPS	UBE	YUASA
ACG	ANAN	BAY	BOL	CM	DEMCO	FSX	ICC	KCE	MALEE	NDR	PDG	PSL	SAMTEL	SGC	SPI	TACC	TKN	TQM	UBIS	ZEN
ADB	AOT	BBGI	BPP	CNT	DMT	FVC	ICHI	KEX	MATCH	NER	PDJ	PT	SAPPE	SGF	SPRC	TAE	TKS	TQR	UKEM	
ADD	AP	BBIK	BRI	COLOR	DOHOME	GBX	ICN	KKP	MBK	NKI	PG	PTC	SAT	SGF	SR	SR	TCAP	TKT	TRT	UP
ADVANC	APCO	BBL	BROOK	COM7	DRT	GC	III	KSL	MC	NOBLE	PHOL	PTT	SBNEXT	SHR	SSC	TCMC	TLI	TRUE	UPF	
AEONTS	APCS	BC	BRR	COTTO	DUSIT	GCAP	ILINK	KTB	M-CHAI	NRF	PIMO	PTTEP	SC	SICT	SSF	TEAMG	TM	TRV	UPOIC	
AF	ARIP	BCH	BTS	CPALL	EA	GENCO	ILM	KTC	MCOT	NTV	PIW	PTTGC	SCB	SIRI	SSSC	TEGH	TMC	TSC	UV	
AGE	ARROW	BCP	BTW	CPAXT	EASTW	GFPT	IMH	KTMS	MEGA	NVD	PLANB	Q-CON	SCC	SIS	STA	TFG	TMD	TSTE	VCOM	
AH	ASEFA	BCPG	BWG	CPF	ECF	GGC	IND	KUMWEL	MFC	NWR	PLAT	QH	SCCC	SITHAI	STC	TFMAMA	TMT	TSTH	VGI	
AHC	ASK	BDMS	BYD	CPI	ECL	GLAND	INET	KUN	MFEC	NYT	PLUS	QTC	SCG	SJWD	STEC	TGE	TNDT	TTA	VIBHA	
AIRA	ASP	BEC	CBG	CPL	EE	GLOBAL	INTUCH	LALIN	MILL	OCC	PM	RATCH	SCGP	SKR	STGT	TGH	TNITY	TTB	VIH	
AIT	ASW	BEM	CENTEL	CPN	EGCO	GPSC	IP	LANNA	MINT	OISHI ¹	POLY	RBF	SCM	SM	STI	THANA	TNL	TTCL	VL	
AJ	ATP30	BEYOND	CFRESH	CPW	EPG	GRAMMY	IRC	LH	MONO	ONEE	PORT	RPH	SDC	SMPC	SUC	THANI	TNR	TTW	WACOAL	
AKP	AUCT	BGC	CHASE	CRC	ERW	GULF	IRPC	LHFG	MOONG	OR	PPP	RS	SEAFCO	SMT	SUN	THCOM	TOA	TURTLE	WGE	
AKR	AWC	BGRIM	CHEWA	CRD	ETC	GUNKUL	ITC	LIT	MSC	ORI	PPS	RT	SEAOL	SNC	SUSCO	THIP	TOG	TVDH	WHA	
ALLA	AYUD	BH	CHG [*]	CSC	ETE	HANA	ITEL	LOXLEY	MST	OSP	PR9	S	SECURE	SNNP	SUTHA	THRE	TOP	TVH	WHAUP	
ALT	B	BIZ	CHOW	CSS	FE	HARN	IVL	LPN	MTC	OTO	PRG	S&J	SELIC	SNP	SVI	THREL	TPBI	TVO	WICE	



Companies with Very Good CG Scoring by alphabetical order

ZS	CHIC	HUMAN	LEO	PTECH	SVOA
A5	CI	IFS	LHK	PYLON	SWC
AAI	CIG	INSET	MACO	RCL	TCC
AIE	CMC	IT	METCO	SALEE	TEKA
ALUCON	COMAN	J	MICRO	SANKO	TFM
AMR	CSP	JCKH	MK	SCI	TMILL
APURE	DOD	JDF	MVP	SCN	TNP
ARIN	DPAINT	JKN [*]	NCAP	SE	TPLAS
AS	DVB	JMART	NOVA	SE-ED	TPOLY
ASIA	EFORL	JUBILE	NTSC	SFLEX	TRC
ASIAN	EKH	K	PACO	SINGER	TRU
ASIMAR	ESSO	KCAR	PIN	SKN	TRUBB
ASN	ESTAR	KGI	PQS	SONIC	TSE
AURA	EVER	KIAT	PREB	SORKON	VRANDA
BR	FORTH	KISS	PRI	SPVI	WAVE
BSBM	FSMART	KK	PRIME	SSP	WFX
BTG	FTI	KTIS	PROEN	SST	WIIK
CEN	GEL	KWC	PROS	STANLY	WIN
CGH	GPI	KWM	PROUD	STP	WP
CH	HEALTH	LDC	PSTC	SUPER	XO



Companies with Good CG Scoring by alphabetical order

24CS	EASON	LEE	PMTA	SOLAR	WORK
AMANAH	FNS	MASTER	PPM	SPA	WPH
AMARC	FTE	MBAX	PRAKIT	STECH	YONG
AMC	GIFT	MEB	PRAPAT	STPI	ZIGA
APP	GJS	MENA	PRECHA	SVR	
ASAP	GTB	META	PRIN	TC	
BCT	GTV	MGT	PSG	TCCC ³	
BEB	GYT	MITSIB	RABBIT	TEAM	
BIG	HL	MJD	READY	TH	
BIOTEC	HTECH	MOSHI	RJH	TIGER	
BLESS	HYDRO	MUD	RSP	TITLE	
BSM	IIG	NATION	RWI	TKC	
BVG	INGRS	NNCL	S11	TMI	
CAZ	INSURE	NPK	SAAM	TNH	
CCET	IRCP	NSL	SAF	TPA	
CHARAN	ITD	NV	SAMCO	TPAC	
CHAYO	ITNS	OGC	SAWAD	TRITN	
CHOTI	JCK	PAF	SCAP	UBA	
CITY	JMT	PCC	SCP	UMI	
CMAN	JR	PEACE	SIAM	UMS	
CMR	JSP	PICO	SKE	UTP	
CRANE	KBS	PK	SKY	VARO	
CWT	KGEN	PL	SMART	VPO	
DHOUSE	KIL	PLANET	SMD	W	
DTCENT	L&E	PLE	SMIT	WARRIX	

Score Range	Number of Logo	Description
Less than 50	No logo given	-
50-59		Pass
60-69		Satisfactory
70-79		Good
80-89		Very Good
90-100		Excellent

Source : <http://www.thai-iod.com/th/projects-2.asp>

IOD (IOD Disclaimer) Disclaimer: The disclosure of the survey result of the Thai Institute of Directors Association ("IOD") regarding corporate governance is made pursuant to the policy of the Office of the Securities and Exchange Commission. The survey of the IOD is based on the information of a company listed on the Stock Exchange of Thailand and the Market for Alternative Investment disclosed to the public and able to be accessed by a general public investor. The result, therefore, is from the perspective of a third party. It is not an assessment of operation and is not based on inside information. The survey result is as of the date appearing in the Corporate Governance Report of Thai Listed Companies. As a result, the survey result may be changed after that date or when there is any change to the relevant information. Nevertheless, RHB Securities (Thailand) Public Company Limited does not confirm, verify, or certify the accuracy and completeness of such survey result.

การเปิดเผยผลการสำรวจของสมาคมส่งเสริมสถาบันกรรมการบริษัทไทย (IOD) ในเรื่องการกำกับดูแลกิจการ (Corporate Governance) นี้เป็นการดำเนินการตามนโยบายของสำนักงานคณะกรรมการกำกับหลักทรัพย์และตลาดหลักทรัพย์ โดยการสำรวจของ IOD เป็นการสำรวจและประเมินจากข้อมูลของบริษัทจดทะเบียนในตลาดหลักทรัพย์แห่งประเทศไทยและตลาดหลักทรัพย์เอ็มเอไอ ที่มีการเปิดเผยต่อสาธารณะและเป็นข้อมูลที่ผู้ลงทุนทั่วไปสามารถเข้าถึงได้ ดังนั้นผลการสำรวจดังกล่าวจึงเป็นการนำเสนอข้อมูลของบุคคลภายนอกโดยไม่ได้มีการประเมินการปฏิบัติและมีได้มีการใช้ข้อมูลภายในในการประเมิน

อนึ่ง ผลการสำรวจดังกล่าว เป็นผลการสำรวจ ณ วันที่ปรากฏในรายงานการกำกับดูแลกิจการบริษัทจดทะเบียนไทยเท่านั้น ดังนั้นผลการสำรวจจึงอาจเปลี่ยนแปลงได้ภายหลังวันดังกล่าว ทั้งนี้บริษัทหลักทรัพย์ อาร์เอชบี จำกัด (มหาชน) มิได้ยืนยันหรือรับรองถึงความถูกต้องของผลการสำรวจดังกล่าวแต่อย่างใด

Anti-Corruption Progress Indicator 2023 (as of 1 Nov 2023)

Certified by CAC (ได้รับการรับรอง)										Declared (ประกาศเจตนาแนบ)									
2S	BEC	DCC	HARN	LANNA	ORI	PYLON	SMK	THRE		ACE	BTG	DMT	ICN	LH	NER	PRI	SCB	SVT	TQM
7UP	BEYOND	DELTA	HENG	LH	PAP	Q-CON	SMPC	THREL		ADB	BYD	EKH	IHL	MEGA	NEX	PROEN	SENX	TBN	TRUE
AAI	BGC	DEMCO	HMPRO	LHFG	PATO	QH	SNC	TIDLOR		ALT	CAZ	FC	ITC	MENA	OSP	PRTR	SFLEX	TEGH	VIBHA
ADVANC	BGRIM	DOHOME	HTC	LHK	PB	QLT	SNP	TIPCO		AMC	CBG	FSX	J	MTSIB	OTO	RBF	SIS	TIPH	W
AF	BKI	DRT	ICC	LPN	PCSGH	QTC	SORKON	TISCO		ASW	CI	GLOBAL	JMART	MME	PLUS	RT	SKE	TKN	WPH
AH	BLA	DUSIT	ICHI	LRH	PDG	RABBIT	SPACK	TKS		BLAND	CV	GREEN	JMT	MODERN	POLY	SA	SMM	TPAC	XPG
AJ	BPP	EA	FS	M	PDJ	RATCH	SPALI	TKT		BRI	DEXON	HL	LEO	MOVE	PQS	SANKO	SVOA	TPLAS	
AE	BROOK	EASTW	III	MAJOR	PG	RML	SPC	TMD											
AIRA	BRR	ECF	ILNK	MALEE	PHOL	RS	SPI	TMILL											
AJ	BSBM	EGCO	ILM	MATCH	PIMO	RWI	SPRC	TMT											
AKP	BTS	EP	INET	MBAX	PK	S&J	SRICHA	TNITY											
AMA	BWG	EPG	INOX	MBK	PL	SAAM	SSF	TNL											
AMANAH	CEN	ERW	INSURE	MC	PLANB	SABINA	SSP	TNP											
AMATA	CENTEL	ESTAR	INTUCH	MCOT	PLANET	SAK	SSSC	TNR											
AMATAV	CFRESH	ETC	IRPC	META	PLAT	SAPPE	SST	TOG											
AP	CGH	ETE	ITEL	MFC	PM	SAT	STA	TOP											
APCS	CHEWA	FNS	NVL	MFEC	PPP	SC	STGT	TOPP											
AS	CHOTI	FPI	JAS	MILL	PPPM	SCB	STOWER	TPA											
ASIAN	CHOW	FPT	JKN	MINT	PPS	SCC	SUSCO	TPCS											
ASK	CIMBT	FSMART	JR	MONO	PR9	SCCC	SVI	TRT											
ASP	CM	FTE	JTS	MOONG	PREB	SCG	SYMC	TRU											
AWC	CMC	GBX	KASET	MSC	PRG	SCGP	SYNTEC	TRUE											
AYUD	CMCF	GC	KBANK	MST	PRINC	SCM	TAE	TSC											
B	COM7	GCAP	KBS	MTC	PRM	SCN	TAKUNI	TSI											
BAFS	COTTO	GEL	KCAR	MTI	PROS	SEAOL	TASCO	TSTE											
BAM	CPALL	GFPT	KCC	NATION	PSH	SE-ED	TCAP	TSTH											
BANPU	CPAXT	GGC	KCE	NCAP	PSL	SELIC	TFG	TTB											
BAY	CPF	GJS	KGEN	NEP	PSTC	SENA	TFI	TTCL											
BBGI	CPI	GPI	KGI	NKI	PT	SGC	TFMAMA	TU											
BBL	CPL	GPSC	KKP	NOBLE	PTECH	SGP	TGE	TVDH											
BCH	CPN	GSSTEEL	KSL	NRF	PTG	SIRI	TGH	TVO											
BCP	CPW	GULF	KTB	OCC	PTT	SITHAI	THANI	TWPC											
BCPG	CRC	GUNKUL	KTC	OGC	PTTEP	SKR	THCOM	U											
BES	CSC	HANA	L&E	OR	PTTGC	SMIT	THIP	UBIS											

N/A									
3K-BAT	BDMS	CPNCG	GL	KTIS	MPIC	PRIN	SHR	TCCC	TTT
A	BEAUTY	CPNRET	GLAND	KWC	M-STOR	PRO	SHREIT	TCJ	TTW
AAV	BEM	CPT	GLOCON	KYE	NC	PROSPECT	SIAM	TCOAT	TU-PF
ACC	BH	CPTGF	GRAMMY	LALIN	NCH	PTL	SIRIP	TEAM	TWP
ACG	BIG	CRANE	GRAND	LEE	NEW	QHHR	SISB	TEAMG	TWZ
AEONTS	BIOTEC	CSP	GROREIT	LHHOTEL	NFC	QHOP	SKN	TEKA	TYCN
AFC	BIZ	CSR	GVREIT	LHFP	NNCL	QHPP	SKY	TFIF	UAC
AGE	BJC	CSS	GYT	LHSC	NOVA	RAM	SLP	TFM	UMI
AHC	BJCHI	CTARAF	HFT	LOXLEY	NSL	RCL	SM	TGPRO	UNIQ
AIMCG	BKD	CTW	HPF	LPF	NTV	RICHY	SMT	TH	UP
AMIRT	BKKCP	CWT	HTECH	LPH	NUSA	RJH	SNNP	THAI	UPOIC
AIT	BLISS	DCON	HUMAN	LST	NV	ROCK	SO	THE	URBNPF
AJA	BOFFICE	DDD	HYDROGEN	LUXF	NVD	ROH	SOLAR	THG	UTP
AKR	BR	DIF	IFEC	MACO	NYT	ROJNA	SPCG	THL	UVAN
ALLA	BROCK	DREIT	IMPACT	MANRIN	OHTL	RPC	SPG	TIF1	VARO
ALLY	BRGGF	DTCENT	INETREIT	MATI	OISHI	RPH	SPRIME	TK	VNG
ALUCON	BTNC	DTCI	INGRS	MAX	ONEE	RSP	SO	TKC	VPO
AMARN	BTSQIF	EASON	INSET	M-CHAI	PACE	S	SRIPANWA	TLHPF	VRANDA
AMATAR	BUI	EE	IT	MCS	PAF	S11	SSC	TLI	WAVE
AMR	B-WORK	EGATIF	ITD	MDX	PCC	SABUY	SSPF	TNPC	WFX
ANAN	CCET	EMC	JASIF	METCO	PEACE	SAFARI	SSTRT	TNPF	WGE
AOT	CCP	ERWPF	JCK	MICRO	PERM	SAM	STANLY	TOA	WHABT
APCO	CGD	ESSO	JCT	MIDA	PF	SAMART	STEC	TPBI	WHAIR
APEX	CH	EVER	JDF	M-I	PIN	SAMCO	STECH	TIPL	WHART
APURE	CHARAN	F&D	JWD	MIPF	PLE	SAMTEL	STHAI	TIPI	WIN
AQ	CHAYO	FANCY	KAMART	MIT	PMTA	SAUCE	STI	TPOLY	WORK
ASAP	CHG	FMT	KBSPF	MJD	POLAR	SAWAD	STPI	TPrime	WORLD
ASEFA	CITY	FN	KC	MJLF	POIMPUI	SAWANG	SUC	TR	WP
ASIA	CIVIL	FORTH	KDH	MK	POPF	SCAP	SUN	TRC	
ASIMAR	CK	FTI	KEX	ML	PORT	SCI	SUPER	TRITN	
AURA	CKP	FTREIT	KIAT	MINT	POST	SCP	SUPEREIF	TRUBB	
B52	CMAN	FUTUREP	KISS	MINT2	PPF	SDC	SUTHA	TSE	
BA	CMR	GAHREIT	KKC	MNRF	PRAKIT	SEAFCO	SYNEX	TSR	
BAREIT	CNT	GENCO	KPNPF	MOSHI	PRECHA	SFP	TC	TTI	
BCT	CPH	GFT	KTBSTMR	M-PAT	PRIME	SHANG	TCC	TTLPF	

คำชี้แจง: ข้อมูลบริษัทที่เข้าร่วมโครงการแนวร่วมปฏิบัติของภาคเอกชนไทยในการต่อต้านทุจริต (Thai CAC) ของสมาคมส่งเสริมสถาบันกรรมการบริษัทไทย มี 2 กลุ่ม

-ได้ประกาศเจตนาแนบเข้าร่วม CAC -ได้รับการรับรอง CAC Source :Thai Institute of Directors

Disclaimer: The disclosure of the Anti-Corruption Progress Indicators of a listed company on the Stock Exchange of Thailand, which is assessed by the relevant institution as disclosed by the Office of the Securities and Exchange Commission, is made in order to comply with the policy and sustainable development plan for the listed companies. The relevant institution made this assessment based on the information received from the listed company, as stipulated in the form for the assessment of Anti-corruption which refers to the Annual Registration Statement (Form 56-1), Annual Report (Form 56-2), or other relevant documents or reports of such listed company. The assessment result is therefore made from the perspective of a third party. It is not an assessment of operation and is not based on any inside information. Since this assessment is only the assessment result as of the date appearing in the assessment result, it may be changed after that date or when there is any change to the relevant information. Nevertheless, RHB Securities (Thailand) Public Company Limited does not confirm, verify, or certify the accuracy and completeness of the assessment result.

การเปิดเผยการประเมินดัชนีชี้วัดความคืบหน้าการป้องกันอาชญากรรมที่มีส่วนเกี่ยวข้องกับการทุจริตคอร์รัปชัน (Anti-corruption Progress Indicators) ของบริษัทจดทะเบียนในตลาดหลักทรัพย์แห่งประเทศไทยที่จัดทำโดยสถาบันที่เกี่ยวข้องซึ่งมีการเปิดเผยโดยสำนักงานคณะกรรมการกำกับหลักทรัพย์ และตลาดหลักทรัพย์นี้ เป็นการดำเนินการตามนโยบาย และตามแผนพัฒนาความยั่งยืนสำหรับบริษัทจดทะเบียนโดยผลการประเมินดังกล่าว สถาบันที่เกี่ยวข้องอาศัยข้อมูลที่ได้รับการเปิดเผยจากบริษัทจดทะเบียนที่บริษัทจดทะเบียนได้รับในรูปแบบแสดง ข้อมูลเพื่อการประเมิน Anti-Corruption ซึ่งอ้างอิงข้อมูลจากแบบแสดงรายการข้อมูลประจำปี แบบ (56-1) รายงานประจำปี แบบ (56-2) หรือในเอกสารหรือรายงานอื่นที่เกี่ยวข้องของบริษัทจดทะเบียนนั้น แล้วแต่กรณี ดังนั้น ผลการประเมินดังกล่าวจึงเป็นการนำเสนอในมุมมอง ของสถาบันที่เกี่ยวข้องซึ่งเป็นบุคคลภายนอก โดยมีได้เป็นการประเมินการปฏิบัติของบริษัทจดทะเบียนในตลาดหลักทรัพย์แห่งประเทศไทย และมีได้ข้อมูลภายในเพื่อการประเมิน เนื่องจากผลการประเมินดังกล่าวเป็นเพียงผลการประเมิน ณ วันที่ปรากฏในผลการประเมินเท่านั้น ดังนั้นผลการประเมินจึงอาจเปลี่ยนแปลงได้ภายหลังวันดังกล่าว หรือรับรองความถูกต้องครบถ้วนของผลการประเมินดังกล่าวแต่อย่างใด ทั้งนี้บริษัทหลักทรัพย์ อาร์เอชบี จำกัด (มหาชน) มิได้ยืนยันตรวจสอบหรือรับรองความถูกต้องของผลการสำรวจ

